



GOVERNMENT DEGREE COLLEGE

RAMPACHODAVARAM, ALLURI SEETHA RAMARAJU DISTRICT, A.P
(Affiliated to Adikavi Nannaya University)

Accredited by NAAC with "B" Grade



DEPARTMENT OF COMMERCE SEMESTER WISE RESULT 2025-2026

I B.COM (C.A) I SEMESTER GROUP WISE RESULT :

TOTAL NUMBER OF STUDENTS APPEARED :

TOTAL NUMBER OF STUDENTS PASS :

PASS PERCENTAGE :

S.NO	NAME OF THE SUBJECT	APPEARED	PASSED	PERCENTAGE
1	ENGLISH			
2	TELUGU			
3	ARTIFICIAL INTELLIGENCE			
4	FUNDAMENTALS OF INFORMATION TECHNOLOGY AND OFFICE AUTOMATION			
5	BUSINESS ORGANISATION AND MANAGEMENT			



GOVERNMENT DEGREE COLLEGE

RAMPACHODAVARAM, ALLURI SEETHA RAMARAJU DISTRICT, A.P
(Affiliated to Adikavi Nannaya University)

Accredited by NAAC with "B" Grade



DEPARTMENT OF COMMERCE SEMESTER WISE RESULT 2025-2026

II B.COM (GEN) III SEMESTER GROUP WISE RESULT :

TOTAL NUMBER OF STUDENTS APPEARED : 36

TOTAL NUMBER OF STUDENTS PASS : 12

PASS PERCENTAGE : 33.33%

S.NO	NAME OF THE SUBJECT	APPEARED	PASSED	PERCENTAGE
1	BASIC MATHEMATICS	36	15	42%
2	ICT	36	34	94%
3	ADVANCED ACCOUNTING	36	32	89%
4	INCOME TAX	36	35	97%
5	E-COMMERCE AND WEB DESIGNING	36	27	75%
6	DIGITAL MARKETING	36	34	94%
7	ORGANISATIONAL BEHAVIOUR	36	25	69%



GOVERNMENT DEGREE COLLEGE

RAMPACHODAVARAM, ALLURI SEETHA RAMARAJU DISTRICT, A.P
(Affiliated to Adikavi Nannaya University)

Accredited by NAAC with "B" Grade



DEPARTMENT OF COMMERCE SEMESTER WISE RESULT 2025-2026

III B.COM (GEN) V SEMESTER GROUP WISE RESULT :

TOTAL NUMBER OF STUDENTS APPEARED : 14

TOTAL NUMBER OF STUDENTS PASS : 13

PASS PERCENTAGE : 93%

S.NO	NAME OF THE SUBJECT	APPEARED	PASSED	PERCENTAGE
1	ADVERTISING AND MEDIA PLANING	14	13	93%
2	CUSTOMER RELETIONSHIP MANAGEMENT	14	13	93%
3	DIGITAL MARKETING	14	13	93%
4	SERVICE MARKETING	14	14	100%
5	WEB PROGRAMMING	14	14	100%
6	WEB DEVELOPMENT	14	14	100%



GOVERNMENT DEGREE COLLEGE

RAMPACHODAVARAM, ALLURI SEETHA RAMARAJU DISTRICT, A.P
(Affiliated to Adikavi Nannaya University)

Accredited by NAAC with "B" Grade



DEPARTMENT OF COMMERCE

SEMESTER WISE RESULT 2025-2026

II B.COM (GEN) II SEMESTER GROUP WISE RESULT :

TOTAL NUMBER OF STUDENTS APPEARED :

TOTAL NUMBER OF STUDENTS PASS :

PASS PERCENTAGE :

S.NO	NAME OF THE SUBJECT	APPEARED	PASSED	PERCENTAGE
1	TELUGU			
2	ENGLISH			
3	ARTIFICIAL INTELLIGENCE			
4	INTRODUCTION TO SOCIAL WORK			
5	FINANCIAL ACCOUNTING			
6	E-COMMERCE AND WEB APPLICATION AND DEVELOPMENT			



GOVERNMENT DEGREE COLLEGE

RAMPACHODAVARAM, ALLURI SEETHA RAMARAJU DISTRICT, A.P
(Affiliated to Adikavi Nannaya University)

Accredited by NAAC with " B " Grade



DEPARTMENT OF COMMERCE

SEMESTER WISE RESULT 2025-2026

II B.COM (GEN) IV SEMESTER GROUP WISE RESULT :

TOTAL NUMBER OF STUDENTS APPEARED :

TOTAL NUMBER OF STUDENTS PASS :

PASS PERCENTAGE :

S.NO	NAME OF THE SUBJECT	APPEARED	PASSED	PERCENTAGE
1	INTRODUCTION TO GEOGRAPHY			
2	TOURISM AND GUIDANCE			
3	CORPORATE ACCOUNTING			
4	COST AND MANAGEMENT ACCOUNTING			
5	DATA BASE MANAGEMENT SYSTEM WITH ORACLE			
6	MARKETING MANAGEMENT			
7	HUMAN RESOURCE MANAGEMENT			
8	INTERNSHIP			



GOVERNMENT DEGREE COLLEGE

RAMPACHODAVARAM, ALLURI SEETHA RAMARAJU DISTRICT, A.P
(Affiliated to Adikavi Nannaya University)

Accredited by NAAC with " B " Grade



DEPARTMENT OF COMMERCE

SEMESTER WISE RESULT 2025-2026

III B.COM (GEN) VI SEMESTER GROUP WISE RESULT :

TOTAL NUMBER OF STUDENTS APPEARED : 14

TOTAL NUMBER OF STUDENTS PASS : 14

PASS PERCENTAGE : 100 %

S.NO	NAME OF THE SUBJECT	APPEARED	PASSED	PERCENTAGE
1	INTERNSHIP	14	14	100 %



GOVERNMENT DEGREE COLLEGE

RAMPACHODAVARAM, ALLURI SEETHA RAMARAJU DISTRICT, A.P
(Affiliated to Adikavi Nannaya University)

Accredited by NAAC with "B" Grade



DEPARTMENT OF COMMERCE SEMESTER WISE RESULT 2025-2026

LECTURER WISE RESULT ANALYSIS

P. RAMJEE BHIMA RAO

S.NO	YEAR	SEM	SUBJECT	APPEARED	PASSED	%
1	2025-26	V	CUSTOMER RELIATIONSHIP MANAGEMENT	14	13	93%
2		V	ADVERTISING MEDIA AND PLANNING	14	13	93%
3		III	ADVANCED ACCOUNTING	36	32	89%
4		III	INCOME TAX	36	35	97%
5		I	BUSINESS ORGANISATION MANAGEMENT			
6		IV	CORPORATE ACCOUNTING			
7		IV	COST AND MANAGEMENT ACCOUNTING			
8		II	ARTIFICIAL INTELLIGENCE			
9		II	FINANCIAL ACCOUNTING			
10		VI	INTERNSHIP		7	7



GOVERNMENT DEGREE COLLEGE

RAMPACHODAVARAM, ALLURI SEETHA RAMARAJU DISTRICT, A.P
(Affiliated to Adikavi Nannaya University)

Accredited by NAAC with " B " Grade



DEPARTMENT OF COMMERCE SEMESTER WISE RESULT 2025-2026

LECTURER WISE RESULT ANALYSIS

Dr. P. ANAND

S.NO	YEAR	SEM	SUBJECT	APPEARED	PASSED	%
1	2025-26	V	DIGITAL MARKETING	14	13	93%
2		V	SERVICE MARKETING	14	14	100%
3		III	DIGITAL MARKETING	36	34	94%
4		III	ORGANISATIONAL BEHAVIOUR	36	25	69%
5		IV	MARKETING MANAGEMENT			
6		IV	HUMAN RESOURCE MANAGEMENT			
7		II	INTRODUCTION TO SOCIAL WORK			
8		VI	INTERNSHIP			



GOVERNMENT DEGREE COLLEGE

RAMPACHODAVARAM, ALLURI SEETHA RAMARAJU DISTRICT, A.P

(Affiliated to Adikavi Nannaya University)

Accredited by NAAC with "B" Grade



DEPARTMENT OF COMMERCE

RESULT ANALYSIS REPORT

B.Com (General Honours) admit batch 2023-2024

Academic Years: 2023–2024, 2024–2025, 2025–2026

1. Introduction

This report presents a comparative analysis of the academic performance of B.Com (General Honours) students across different semesters and academic years:

- **2023–2024:** I & II Semesters
- **2024–2025:** III & IV Semesters
- **2025–2026:** V Semester

The purpose of this report is to evaluate performance trends, identify strengths and weaknesses, and suggest measures for academic improvement.

2. Objectives

- To analyze semester-wise results
- To compare performance across academic years
- To identify trends in student performance
- To suggest strategies for improvement

3. Data Summary

Academic Year Semester Students Appeared Students Passed Pass %

2023–2024	I	17	10	60%
2023–2024	II	17	05	29%
2024–2025	III	16	06	38%
2024–2025	IV	15	05	33%
2025–2026	V	14	13	93%

4. Semester-wise Analysis

4.1 I Semester (2023–2024)

The pass percentage is **60%**, indicating moderate performance as students adjust to higher education.

4.2 II Semester (2023–2024)

The performance declines sharply to **29%**, reflecting difficulty in adapting to increased academic pressure.

4.3 III Semester (2024–2025)

The pass percentage improves slightly to **38%**, but overall performance remains below expectations.

4.4 IV Semester (2024–2025)

The pass percentage is **33%**, showing continued challenges in core subjects such as Accounting and Taxation.

4.5 V Semester (2025–2026)

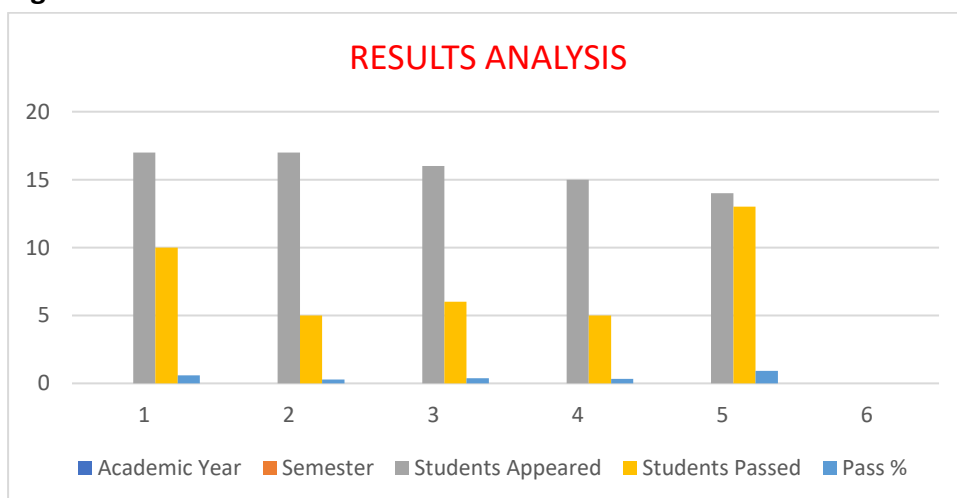
A significant improvement is observed with a **93% pass percentage**, indicating strong academic maturity and focused preparation.

5. Comparative Analysis

- **Highest Performance:** V Semester (93%)
- **Lowest Performance:** II Semester (29%)

6. Graphical Representation

- **Figure 1: Bar Chart**

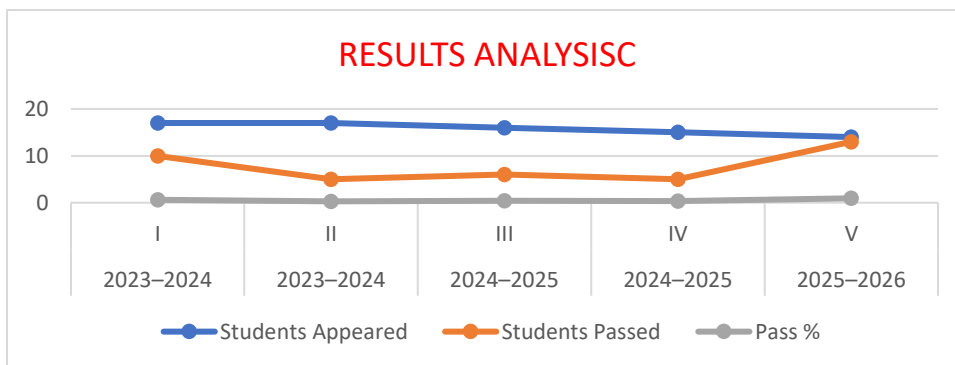


Trend Analysis

- Initial moderate performance in I Semester
- Sharp decline in II Semester
- Slow recovery in III and IV Semesters
- Strong improvement in V Semester

This indicates a **U-shaped performance trend** across semesters.

Figure 2: Trend Line Graph



6. Key Findings

- Students face adjustment issues in early semesters
- Core subjects create challenges in middle semesters
- Performance improves significantly in advanced stages
- Academic maturity plays a key role in success

7. Suggestions for Improvement

- Conduct **bridge courses** for first-year students
- Provide **remedial coaching** for weak learners
- Strengthen **continuous internal evaluation**
- Encourage **practical learning and case studies**
- Implement **mentoring and academic counseling**

8. Conclusion

The overall analysis reveals that student performance initially declines and then improves significantly by the final stages. While early and middle semesters require strong academic support, the final semester reflects the positive impact of experience and focused preparation. With appropriate interventions, consistent performance can be achieved across all semesters.



GOVERNMENT DEGREE COLLEGE

RAMPACHODAVARAM, ALLURI SEETHA RAMARAJU DISTRICT, A.P

(Affiliated to Adikavi Nannaya University)

Accredited by NAAC with "B" Grade



DEPARTMENT OF COMMERCE

B.COM (COMPUTER APPLICATIONS) ADMIT BATCH 2024-2025

RESULT ANALYSIS REPORT (2024–2026)

1. Introduction

This report presents a detailed analysis of the academic performance of B.Com (Computer Applications) students for the academic years 2024–2025 and 2025–2026. The analysis focuses on semester-wise performance, comparison of results, and identification of key academic trends.

2. Objectives

- To analyze semester-wise student performance
- To compare results across semesters
- To identify strengths and weaknesses
- To suggest measures for improvement

3. Data Summary

Academic Year Semester Appeared Passed Pass %

2024–2025	I	36	35	97%
2024–2025	II	36	18	50%
2025–2026	III	36	12	33%

4. Semester-wise Analysis

4.1 First Semester (2024–2025)

The first semester recorded an excellent pass percentage of **97%**, indicating strong foundational knowledge and effective teaching-learning practices.

4.2 Second Semester (2024–2025)

The pass percentage declined to **50%**, reflecting increased subject difficulty and the need for continuous academic engagement.

4.3 Third Semester (2025–2026)

The performance further dropped to **33%**, indicating that students faced difficulties in core and technical subjects.

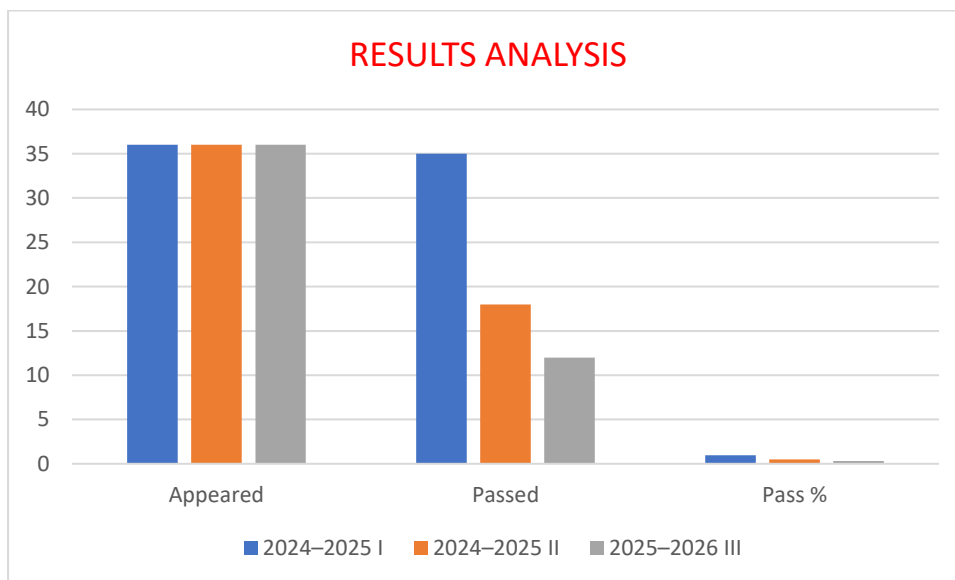
5. Comparative Analysis

- **Highest Performance:** I Semester (97%)
- **Moderate Performance:** II Semester (50%)
- **Lowest Performance:** III Semester (33%)

Trend: A clear declining trend is observed from I to III Semester.

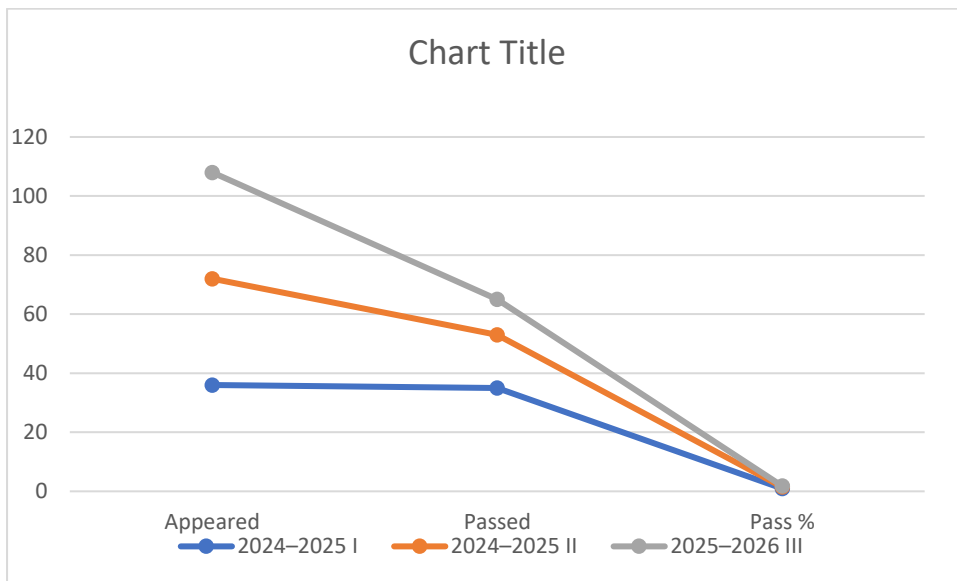
6. Graphical Representation

Figure 1: Bar Chart



Caption: Semester-wise Pass Percentage of B.Com (CA) Students

Figure 2: Trend Line Graph



Caption: Performance Trend Analysis

7. Key Findings

- Strong performance in the first semester
- Gradual decline in higher semesters
- Technical subjects pose challenges
- Need for continuous academic monitoring

8. Suggestions

- Conduct bridge courses for foundational subjects
- Provide remedial coaching for weak students
- Increase internal assessments
- Encourage practical learning methods
- Strengthen mentoring system

9. Conclusion

The overall analysis indicates a declining trend in student performance from I to III Semester. While students show strong potential initially, consistent academic support and structured learning strategies are essential to improve performance in higher semesters.

